



aerospace
climate control
electromechanical
filtration
fluid & gas handling
hydraulics
pneumatics
process control
sealing & shielding



Pneumatic cylinders

Series C05 and C05S
Short stroke cylinders


Catalogue PDE2560TCUK June 2011




ENGINEERING YOUR SUCCESS.

Features	Air cylinder	Hydraulic cylinder	Electro mechanical actuators
Overload safe	***	***	*
Easy to limit force	***	***	*
Easy to vary speed	***	***	*
Speed	***	**	**
Reliability	***	***	***
Robustness	***	***	*
Installation cost	***	*	**
Ease of service	***	**	*
Safety in damp environments	***	***	*
Safety in explosive atmospheres	***	***	*
Safety risk with electrical installations	***	***	*
Risk of oil leak	***	*	***
Clean, hygienic	***	**	*
Standardised measurements	***	***	*
Service life	***	***	*
Hydraulic system required	***	*	***
Weight	***	**	**
Purchase price	***	**	*
Power density	**	***	*
Noise level during operation	**	***	**
High force for size	**	***	*
Positioning possibilities	*	***	***
Total energy consumption	*	**	***
Service interval	*	**	***
Compressor capacity required	*	***	***


* = good, **=average, ***=excellent



Important
 Before attempting any external or internal work on the cylinder or any connected components, make sure the cylinder is vented and disconnect the air supply in order to ensure isolation of the air supply.



Note
 All technical data in this catalogue are typical data only.
 Air quality is essential for maximum cylinder service life (see ISO 8573).



WARNING

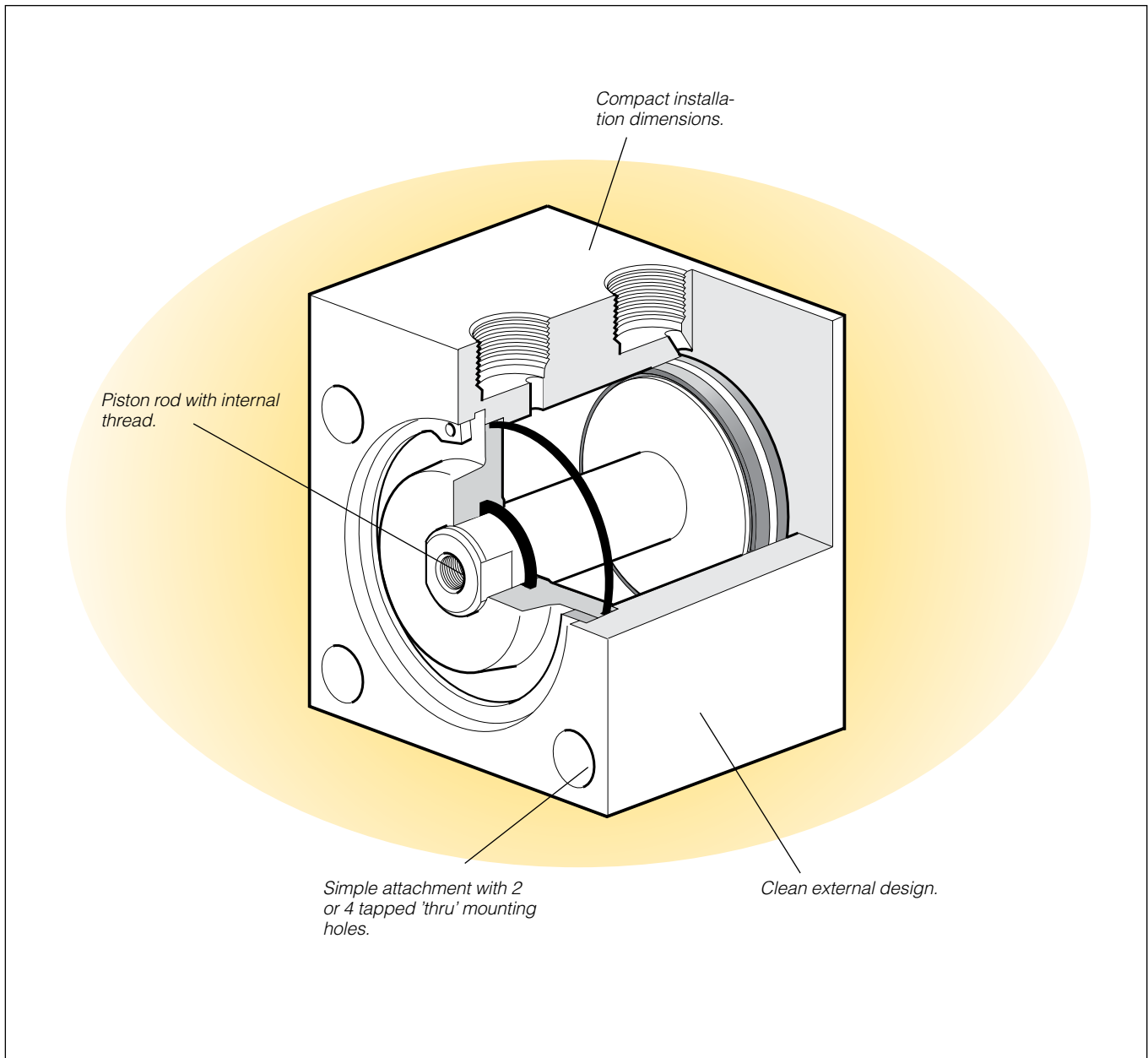
FAILURE OR IMPROPER SELECTION OR IMPROPER USE OF THE PRODUCTS AND/OR SYSTEMS DESCRIBED HEREIN OR RELATED ITEMS CAN CAUSE DEATH, PERSONAL INJURY AND PROPERTY DAMAGE.

This document and other information from Parker Hannifin Corporation, its subsidiaries and authorized distributors provide product and/or system options for further investigation by users having technical expertise. It is important that you analyze all aspects of your application and review the information concerning the product or system in the current product catalog. Due to the variety of operating conditions and applications for these products or systems, the user, through its own analysis and testing, is solely responsible for making the final selection of the products and systems and assuring that all performance, safety and warning requirements of the application are met. The products described herein, including without limitation, product features, specifications, designs, availability and pricing, are subject to change by Parker Hannifin Corporation and its subsidiaries at any time without notice.

SALE CONDITIONS

The items described in this document are available for sale by Parker Hannifin Corporation, its subsidiaries or its authorized distributors. Any sale contract entered into by Parker will be governed by the provisions stated in Parker's standard terms and conditions of sale (copy available upon request).

Contents	Page
General description C05	4
Main data.....	5
Material specifications.....	5
Working medium, air quality	5
Order key.....	6
Order codes for C05 and C05S cylinders	6
Dimensions, basic cylinder	7



Cylinders, type C05 and C05S

Compact short stroke cylinders are available in single as well as double acting versions. Ideally suited for clamping and locking operations the range includes bores from 12 to 63 mm, providing thrust forces of up to 3000 N.

The design has been optimized to include the following features:

Installation

The compact design with mounting holes through the cylinder body makes the unit easy to install in confined spaces.

Clean design

The main body is machined from one piece thus providing an easy to clean unit. Fitted with stainless steel piston rod as standard for corrosion resistance.

Maintenance free

The units are pre-lubricated for use also without additional lubrication, reducing maintenance costs as well as providing an improved working environment.

Main data

Cylinder	Cylinder		Piston rod		Theor. piston force		Air consumption ¹⁾ l	Spring force N	Stroke mm	Weight Kg
	bore mm	area cm ²	diam mm	area cm ²	at 6 bar in N plus stroke	minus stroke				
C05S-8-4-4	8	0.5	4	0.13	28	-	0,0045	2	4	0.016
C05S-12-5-4	12	1.1	5	0.20	65	-	0,0099	3	4	0.023
C05S-20-10-4	20	3.1	10	0.79	184	-	0,0151	6	4	0.067
C05S-32-12-5	32	8.0	12	1.13	463	-	0,0653	17	5	0.192
C05S-50-16-10	50	19.6	16	2.01	1145	-	0,1695	35	10	0.416
C05S-63-16-10	63	31.1	16	2.01	1825	-	0,2602	45	10	0.663
C05-12-5-10	12	1.1	5	0.20	68	56	0,0186	-	10	0.045
C05-20-10-10	20	3.1	10	0.79	190	143	0,0505	-	10	0.125
C05-32-12-10	32	8.0	12	1.13	480	415	0 1236	-	10	0.320
C05-32-12-25	32	8.0	12	1.13	480	415	0 1236	-	25	0.400
C05-50-16-25	50	19.6	16	2.01	1180	1060	0,3167	-	25	0.675
C05-63-16-25	63	31.1	16	2.01	1870	1750	0,4982	-	25	0.800

1) Consumption of free air per 10 mm stroke for a double stroke at 600 kPa (6 bar).

Additional data

Working pressure	Max 10 bar
Working temperature	-20 °C to +70 °C

Prelubricated, further lubrication is not normally necessary.
If additional lubrication is introduced it has to be continued.

Material specifications

Cylinder housing	Black anodized aluminium
Front end cover, single action Ø50-63	Black anodized aluminium
Front end cover, other	Brass
Piston rod bearing single action Ø50-63	PTFE/Brass/steel
Piston rod bearing, other	Brass
Piston, Ø8-32 mm	Stainless steel
Piston, Ø50-63 mm	Aluminium
Piston rod	Stainless steel
Seals	Nitrile, NBR
Circlip	Steel spring
Return spring	Surface treated steel spring

Working medium, air quality

Working medium Dry, filtered compressed air
to ISO 8573-1 class 3.4.3.

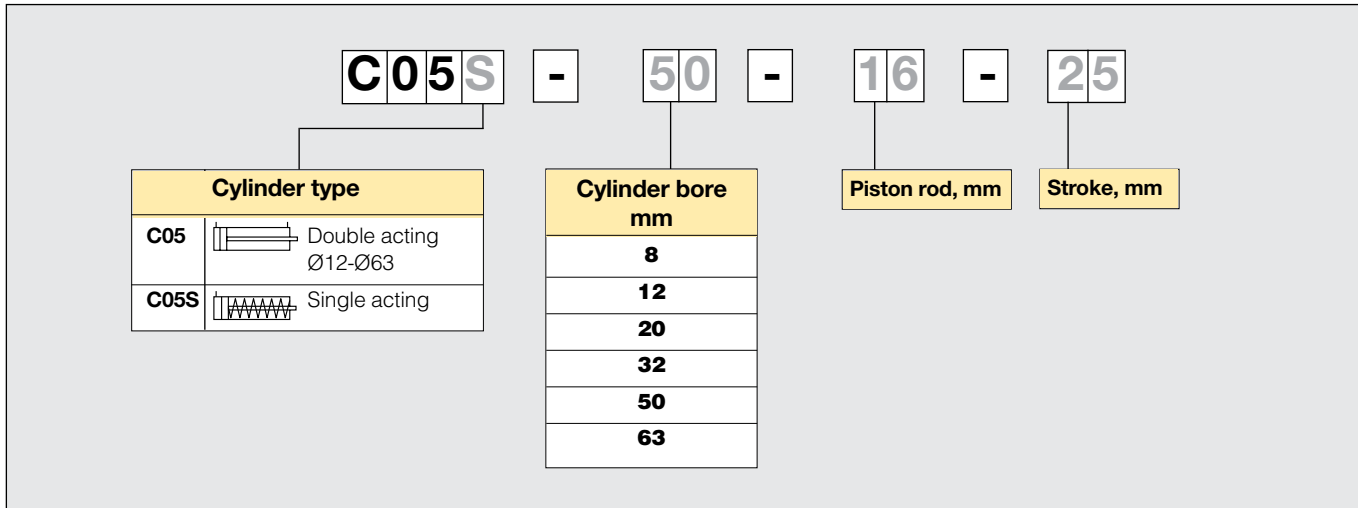
Recommended air quality for cylinders

For best possible service life and trouble-free operation, ISO 8573-1 quality class 3.4.3 should be used. This means 5 µm filter (standard filter) dew point +3 °C for indoor operation (a lower dew point should be selected for outdoor operation) and oil concentration 1.0 mg oil/m³, which is what a standard compressor with a standard filter gives.

ISO 8573-1 quality classes

Quality class	Pollution		Water max. press. dew point (°C)	Oil max concentration (mg/m ³)
	particle size (µm)	max concentration (mg/m ³)		
1	0,1	0,1	-70	0,01
2	1	1	-40	0,1
3	5	5	-20	1,0
4	15	8	+3	5,0
5	40	10	+7	25
6	-	-	+10	-

Order key



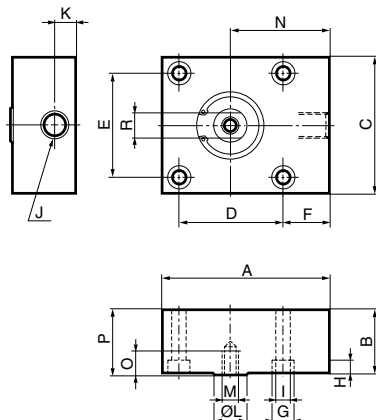
Main data for C05 and C05S cylinders

Symbol	Cyl. dia. mm	Piston rod mm	Spring force		Conn. thread	Stroke mm	Weight Kg	Designation
			Max N	Min N				
 	12	5/-			M5	10	0,01	C05-12-5-10
	20	10/M5			M5	10	0,25	C05-20-10-10
	32	12/M6			G1/8	10	0,30	C05-32-12-10
					G1/8	25	0,79	C05-32-12-25
	50	16/M8			G1/4	25	0,65	C05-50-16-25
	63	16/M8			G1/4	25	1,07	C05-63-16-25
 	8	4/-	3	2	M5	4	0,02	C05S-8-4-4
	12	5/-	7	3	M5	4	0,02	C05S-12-5-4
	20	10/M5	10	6	G1/8	4	0,16	C05S-20-10-4
	32	12/M6	25	19	G1/8	5	0,21	C05S-32-12-5
	50	16/M8	42	35	G1/4	10	0,36	C05S-50-16-10
	63	16/M8	58	45	G1/4	10	0,56	C05S-63-16-10

Indicated cylinder forces are theoretical and should be reduced according to the working conditions.

Dimensions, basic cylinder

Single acting



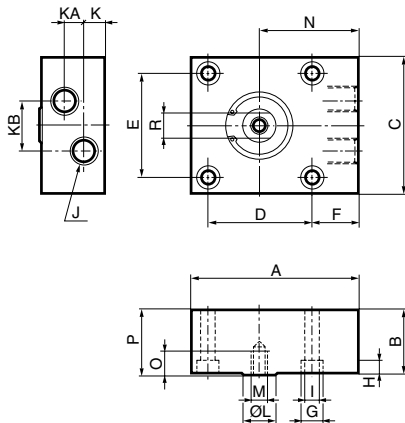
CAD drawings on the Internet

Our home page www.parker.com/euro_pneumatic includes the AirCad Drawing Library with 2D and 3D drawings for the main versions.

Type	A	B	C	D	E	F	G	H	I	J	K	KA	KB	L
C05S-8-4-4	20	16	18	0*	11	5,5	6	3,4	3,4	M5	5,0	-	-	4
C05S-12-5-4	25	16	20	0*	13	7,0	6	3,4	3,4	M5	6,0	-	-	5
C05S-20-10-4	40	20	32	0*	20	9,0	10	5,0	5,5	G1/8	9,5	-	-	10
C05S-32-12-5	55	26	45	0*	32	14,0	10	5,0	5,5	G1/8	9,5	-	-	12
C05S-50-16-10	80	30	65	50	50	22,5	11	6,5	6,5	G1/4	11,0	-	-	16
C05S-63-16-10	90	35	80	62	62	19,0	15	9,0	9,0	G1/4	11,0	-	-	16

Type	M	N	O	P	R
C05S-8-4-4	-	13,5	-	17	-
C05S-12-5-4	-	15,0	-	17	-
C05S-20-10-4	M5	24,0	8	21	-
C05S-32-12-5	M6	32,0	12	27	9
C05S-50-16-10	M8	47,5	12	31	14
C05S-63-16-10	M8	50,0	14	36	14

Double acting



Type	A	B	C	D	E	F	G	H	I	J	K	KA	KB	L
C05-12-5-10	25	27	20	0*	13	7,0	6	3,4	3,4	M5	6,0	13,0	3	5
C05-20-10-10	40	30	32	0*	20	9,0	10	5,0	5,5	M5	6,0	16,0	6	10
C05-32-12-10	55	36	45	0*	32	14,0	10	5,0	5,5	G1/8	9,5	16,5	14	12
C05-32-12-25	55	51	45	0*	32	14,0	10	5,0	5,5	G1/8	9,5	31,5	0**	12
C05-50-16-25	80	50	65	50	50	22,5	11	6,5	6,5	G1/4	11,0	28,0	0**	16
C05-63-16-25	90	55	80	62	62	19,0	15	9,0	9,0	G1/4	11,0	33,0	0**	16

Type	M	N	O	p	R
C05-12-5-10	-	16,0	-	28	-
C05-20-10-10	M5	24,0	8	31	-
C05-32-12-10	M6	32,0	12	37	9
C05-32-12-25	M6	32,0	12	52	9
C05-50-16-25	M8	47,5	12	51	14
C05-63-16-25	M8	50,0	14	56	14

* Only two mounting holes (F).

** Connections in-line.

Parker Worldwide

Europe, Middle East, Africa

AE – United Arab Emirates,
Dubai

Tel: +971 4 8127100
parker.me@parker.com

AT – Austria, Wiener Neustadt

Tel: +43 (0)2622 23501-0
parker.austria@parker.com

AT – Eastern Europe, Wiener
Neustadt

Tel: +43 (0)2622 23501 900
parker.easteurope@parker.com

AZ – Azerbaijan, Baku

Tel: +994 50 2233 458
parker.azerbaijan@parker.com

BE/LU – Belgium, Nivelles

Tel: +32 (0)67 280 900
parker.belgium@parker.com

BY – Belarus, Minsk

Tel: +375 17 209 9399
parker.belarus@parker.com

CH – Switzerland, Etoy

Tel: +41 (0)21 821 87 00
parker.switzerland@parker.com

CZ – Czech Republic, Klecany

Tel: +420 284 083 111
parker.czechrepublic@parker.com

DE – Germany, Kaarst

Tel: +49 (0)2131 4016 0
parker.germany@parker.com

DK – Denmark, Ballerup

Tel: +45 43 56 04 00
parker.denmark@parker.com

ES – Spain, Madrid

Tel: +34 902 330 001
parker.spain@parker.com

FI – Finland, Vantaa

Tel: +358 (0)20 753 2500
parker.finland@parker.com

FR – France, Contamine s/Arve

Tel: +33 (0)4 50 25 80 25
parker.france@parker.com

GR – Greece, Athens

Tel: +30 210 933 6450
parker.greece@parker.com

HU – Hungary, Budapest

Tel: +36 1 220 4155
parker.hungary@parker.com

IE – Ireland, Dublin

Tel: +353 (0)1 466 6370
parker.ireland@parker.com

IT – Italy, Corsico (MI)

Tel: +39 02 45 19 21
parker.italy@parker.com

KZ – Kazakhstan, Almaty

Tel: +7 7272 505 800
parker.easteurope@parker.com

NL – The Netherlands, Oldenzaal

Tel: +31 (0)541 585 000
parker.nl@parker.com

NO – Norway, Asker

Tel: +47 66 75 34 00
parker.norway@parker.com

PL – Poland, Warsaw

Tel: +48 (0)22 573 24 00
parker.poland@parker.com

PT – Portugal, Leca da Palmeira

Tel: +351 22 999 7360
parker.portugal@parker.com

RO – Romania, Bucharest

Tel: +40 21 252 1382
parker.romania@parker.com

RU – Russia, Moscow

Tel: +7 495 645-2156
parker.russia@parker.com

SE – Sweden, Spånga

Tel: +46 (0)8 59 79 50 00
parker.sweden@parker.com

SK – Slovakia, Banská Bystrica

Tel: +421 484 162 252
parker.slovakia@parker.com

SL – Slovenia, Novo Mesto

Tel: +386 7 337 6650
parker.slovenia@parker.com

TR – Turkey, Istanbul

Tel: +90 216 4997081
parker.turkey@parker.com

UA – Ukraine, Kiev

Tel: +380 44 494 2731
parker.ukraine@parker.com

UK – United Kingdom, Warwick

Tel: +44 (0)1926 317 878
parker.uk@parker.com

ZA – South Africa, Kempton Park

Tel: +27 (0)11 961 0700
parker.southafrica@parker.com

North America

CA – Canada, Milton, Ontario

Tel: +1 905 693 3000

US – USA, Cleveland

Tel: +1 216 896 3000

Asia Pacific

AU – Australia, Castle Hill

Tel: +61 (0)2-9634 7777

CN – China, Shanghai

Tel: +86 21 2899 5000

HK – Hong Kong

Tel: +852 2428 8008

IN – India, Mumbai

Tel: +91 22 6513 7081-85

JP – Japan, Tokyo

Tel: +81 (0)3 6408 3901

KR – South Korea, Seoul

Tel: +82 2 559 0400

MY – Malaysia, Shah Alam

Tel: +60 3 7849 0800

NZ – New Zealand, Mt Wellington

Tel: +64 9 574 1744

SG – Singapore

Tel: +65 6887 6300

TH – Thailand, Bangkok

Tel: +662 186 7000-99

TW – Taiwan, Taipei

Tel: +886 2 2298 8987

South America

AR – Argentina, Buenos Aires

Tel: +54 3327 44 4129

BR – Brazil, Sao Jose dos Campos

Tel: +55 800 727 5374

CL – Chile, Santiago

Tel: +56 2 623 1216

MX – Mexico, Apodaca

Tel: +52 81 8156 6000

European Product Information Centre

Free phone: 00 800 27 27 5374

(from AT, BE, CH, CZ, DE, DK, EE, ES, FI,
FR, IE, IL, IS, IT, LU, MT, NL, NO, PL, PT, RU,
SE, SK, UK, ZA)

Parker Hannifin Ltd.

Tachbrook Park Drive
Tachbrook Park,
Warwick, CV34 6TU
United Kingdom
Tel.: +44 (0) 1926 317 878
Fax: +44 (0) 1926 317 855
parker.uk@parker.com
www.parker.com

